

5500 Lit Rocker Switches - Single Pole 16A 250Vac



- ▶ Standard rocker switch
- ▶ Illuminated
- ▶ Choice of switching circuits
- ▶ Choice of bezel styles
- ▶ Choice of 6 panel cut outs
- ▶ We match all major brands
- ▶ Matching indicator
- ▶ Single pole
- ▶ Splashproof option
- ▶ Panel cut out 'A' style: 27.3 x 12.3mm



16(4)A 250Vac T85
10(3)A 250Vac T100, (12A 250Vac T125 for P rocker only)



UL CSA 15A 250Vac, CSA 16A Non Ind 250Vac
UL CSA 250Vac 1hp, 125Vac 1/2hp
UL 85°C, file E45221, CSA file LR10990



Inrush 24A to EN61058-1



RoHS compliant

μ contact gap.

Technical data on pages 4 & 5 (switches), 6 (indicators).

For Twin units repeat the order details for both the left and right sides.

NON-LIT		LIT	
B BLACK	R RED	A AMBER	2 125V NEON
R RED	W WHITE	C CLEAR	3 250V NEON
W WHITE		G GREEN	7 12V INCANDESCENT
		R RED	

C 5503 A L B R 2 602W

ORDER FORMAT

TERMINAL CODE	FUNCTION CODE	ROCKER CODE	BODY CODE	BODY COLOR	ROCKER COLOR	LAMP VOLTAGE (if required)	LEGEND & OPTIONS
---------------	---------------	-------------	-----------	------------	--------------	----------------------------	------------------

TERMINAL	FUNCTION	ROCKER
<p>C</p> <p>6.3 x 0.8</p>	<p>Approvals & ratings vary with function ON OFF Switches - ON when pressed over terminal 3</p>	<p>A Softline (Matt only)</p> <p>Lit</p>
<p>H</p> <p>4.8 x 0.8</p>	<p>5500 μ</p> <p>ON - OFF</p>	<p>P Lit window (Matt only)</p>
<p>T</p> <p>02.1</p> <p>Solder</p>	<p>5508 μ</p> <p>for special applications</p> <p>ON - OFF Lit Unswitched neutral</p>	




C5503AL



C5500AL



C5503PL



C5503/5430AL

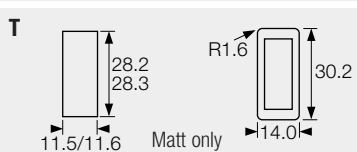
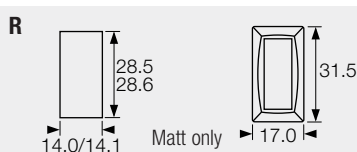
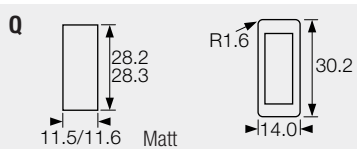
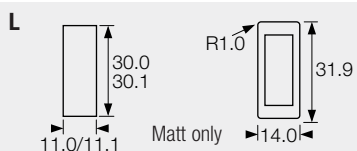
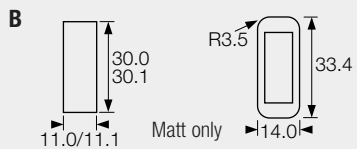
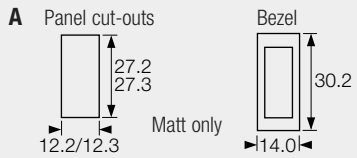


C5503/5503AL



C5503/5503PL

BODY



Cut-outs must be punched in the direction of insertion

OPTIONS

Finish Matt is standard

Color Call factory for custom colors
A full range is available for large orders

Legend printing Select from the examples or call factory for custom legends

Lamp voltage Call factory for details

Hole Plugs 1530ABB (SP) 1580ABB (DP)
Dummy units to fill unused panel holes

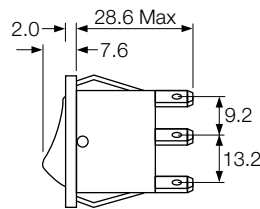
Protective covers (designed to IP65)
Snap on to A, L, Q or T bodies.
(add G74 suffix for single & G72 for double pole).
This reduces panel thickness by 1mm.



Panel sealing washers W46 (Single Pole) and W42 (Double Pole) are available for these body types but reduce panel thickness by a further 0.8mm.

For all options call the factory

DIMENSIONS (mm)



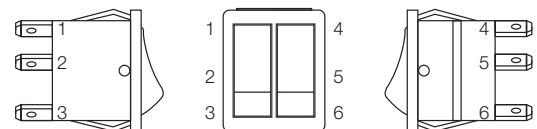
Terminal spacing - Poles 10.8 between centres (twin units)

Panel thickness

A,Q	0.75 to 3.3mm
L,B,T	0.75 to 2.5mm
R	0.75 to 3.0mm

Twin units

Two single switches or a switch and an indicator light can be assembled side by side in one double pole body.
For 5500 range panel cut-out details (L, B and T) call sales.



For twin units the first set of order format details refer to the left hand unit, when looking at the front of the assembly.
(This has terminal numbers 1, 2 & 3)

Examples of our range of legend printing

() is legend color B-Black, W-White, R-Red



602(W)



3064(W)



706(W)