

1900 Vandal Resistant Switches - Designed to IP66



3A 250Vac T85



5A 125/250Vac T85 50E3 UL file no. E45221



RoHS compliant

Approvals apply to switch mechanism only.
 μ contact gap.
 Switching mechanisms are snap action (not sealed).
 See rating details and technical data on pages 48 & 49.

- ▶ Stainless steel button and bezel
- ▶ Vandal resistant construction
- ▶ Front panel sealed to IP66
- ▶ Single and dual change-over switching



K 1911 V L

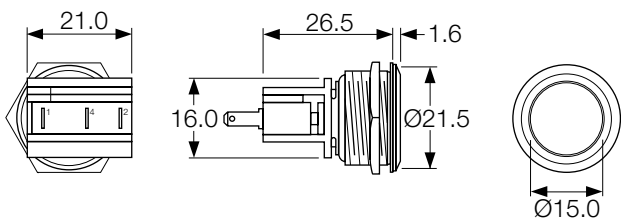
TERMINAL CODE FUNCTION CODE ACTUATOR CODE BODY CODE

▶ **ORDER FORMAT**

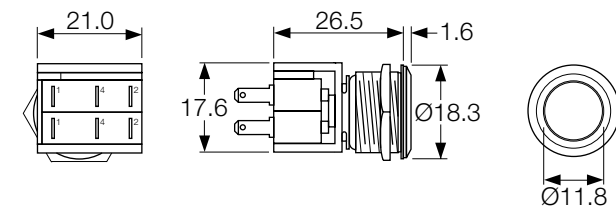
▶ TERMINAL	▶ FUNCTION	▶ ACTUATOR	▶ BODY
<p>P</p> <p>6.0 $\phi 1.65$ 2.8 x 0.5 7.6</p>	<p>1911</p> <p>ON - ON (momentary 1 side) Single pole</p>	<p>V</p> <p>Flat top (stainless steel)</p>	<p>A</p> <p>Stainless steel Chamfer profile bezel</p> <p>$\phi 19.2$ Panel cut-out Panel thickness up to 4.0mm</p>
<p>T</p> <p>3.4 $\phi 3.2$</p> <p>Solder</p>	<p>1961</p> <p>ON - ON (momentary 1 side) Double pole</p>	<p>P</p> <p>Domed top (stainless steel)</p>	<p>L</p> <p>Stainless steel Chamfer profile bezel</p> <p>$\phi 16.0$ Panel cut-out Panel thickness up to 4.0mm</p>
<p>X</p> <p>4.0 $\phi 1.2$</p> <p>PCB</p>			

Dimensions (mm)

Single pole (P1911VA shown)



Double pole (P1961VL shown)



8300 Vandal Resistant Switches - Designed to IP66



H8300RP

- ▶ Momentary and latching action
- ▶ Ratings up to 16A, 250V ac
- ▶ Single and double pole
- ▶ Stainless steel button & bezel
- ▶ Vandal resistant construction
- ▶ Front panel sealed to IP66
- ▶ Wide choice of terminals



16(4)A 250Vac T85, 1E4 (10,000 Operations)
 12(2)A 250Vac T105, 1E4 (10,000 Operations)
 8(8)A 250Vac T105, 5E4 (50,000 Operations)
 6(6)A 250Vac T125, 5E4 (50,000 Operations)



12A 250Vac DP, 13A 250Vac SP
 250Vac 1hp, 125Vac 1/2hp
 UL 85°C, file E45221, CSA file LR10990



RoHS compliant

3mm contact gap.
 Technical data on pages 4 & 5.
 Switching mechanism not sealed.

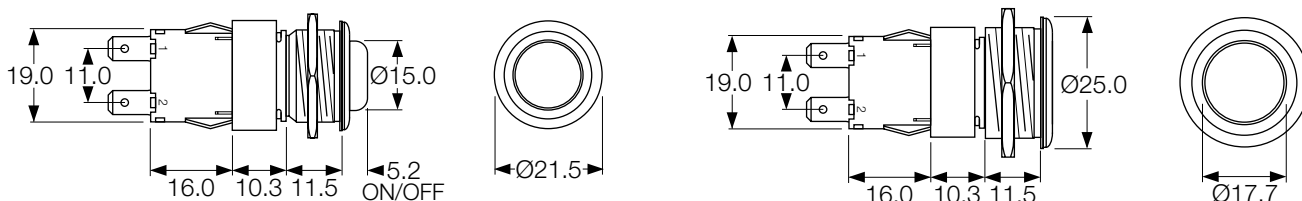
H 8300 R P

▶ **ORDER FORMAT**

TERMINAL CODE FUNCTION CODE ACTUATOR CODE BODY CODE

▶ TERMINAL	▶ FUNCTION	▶ ACTUATOR	▶ BODY
<p>C</p> <p>6.3 x 0.8 10.1</p> <p>H</p> <p>4.8 x 0.8 8.5</p>	<p>8300</p> <p>ON - OFF (alternate) Single pole</p>	<p>R</p> <p>Raised top (stainless steel)</p>	<p>P</p> <p>Stainless steel Soft profile bezel</p> <p>Ø19.2</p>
<p>K</p> <p>2.6 8.5 1.5</p> <p>Solder</p> <p>T</p> <p>2.6 7.0 1.5</p> <p>Solder</p>	<p>8301</p> <p>ON - OFF (momentary ON) Single pole</p>	<p>V</p> <p>Flat top (stainless steel)</p>	<p>M</p> <p>Stainless steel</p> <p>Ø22.5</p>
<p>V</p> <p>4.3 3.7 Ctrs</p> <p>Dual pin PCB</p> <p>X</p> <p>4.5 7.0</p> <p>0.8Sq PCB</p>	<p>8350</p> <p>ON - OFF (alternate) Double pole</p>	<p>P</p> <p>Domed top (stainless steel)</p>	<p>Panel cut-out Panel thickness 0.75 - 3.0mm</p> <p>Ø22.5</p>
	<p>8351</p> <p>ON - OFF (momentary ON) Double pole</p>		

Dimensions (mm)
8300RP (H terminals shown)



0911 Vandal Resistant Switches - Designed to IP66



16(4)A 250Vac 50E3



16A 125/250Vac 3/4hp T85 50E3 UL file no. E45221

125V 1/2 HP, 250V 3/4 HP, 0.4A 125Vdc, 0.2A 250Vdc



RoHS compliant

μ contact gap.

- ▶ Snap action switches
- ▶ Ratings up to 16A, 250V ac
- ▶ Stainless steel button and bezel
- ▶ Front panel sealed to IP66
- ▶ Single pole C/O switch



C0911VA ---

C 0911 V A

TERMINAL FUNCTION ACTUATOR BODY



ORDER FORMAT

▶ TERMINAL	▶ FUNCTION	▶ ACTUATOR	▶ BODY
<p>C</p> <p>6.3 x 0.8</p>	<p>0911</p> <p>ON - ON (momentary 1 side)</p>	<p>V</p> <p>Flat top (stainless steel)</p>	<p>A</p> <p>Stainless steel Chamfer profile bezel</p> <p>Panel cut-out Panel thickness up to 8.0mm</p>

Dimensions (mm) C0911VA

